


Machine Applications


- Widely used in Municipal, livestock production and farms
- Also in industrial, recycled material processing in countryside, cement making and etc.




Work Tool Options




Quick Coupler Parallel Fork



Quick Coupler Bucket



Hay Fork

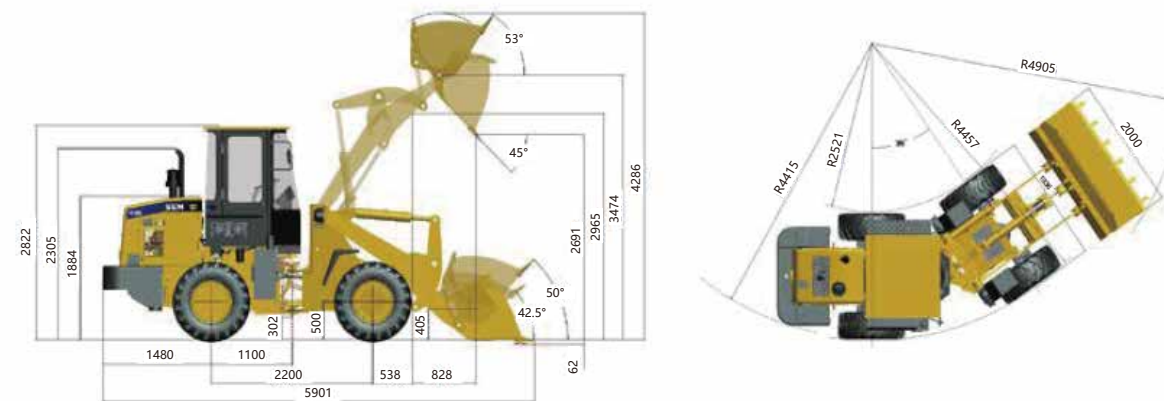


1m³ Standard Bucket

Main Specifications

Items	SEM618D		Items	SEM618D	
Main Specifications			Rated Power	kW	60
Rated Load	kg	1,800	Rated Speed	r/min	2,200
Operating Weight with Standard Bucket	kg	5,940	Displacement	L	4.76
Bucket Capacity	m³	0.9-1.0	Implement Hydraulic		
Wheel Base	mm	2,200	Implement System Type		Open center
Overall Dimension	mm	5,901*2,000*2,822	Boom Raise Time	s	4.35
Max. Drawbar Force	KN	55	Hydraulic Cycle Time	s	7.8
Breakout Force	KN	63	System Pressure Setting	Mpa	17
Dump Clearance	mm	2,691	Brake System		
Transmission			Service Brake		Dry&caliper, air to oil control
Transmission Type		Countershaft, power shift	Parking Brake		Disk & Caliper
Transmission Gears		F2/R2	Steering System		
Torque Converter Type		Single stage, 3 elements	System Type		Shared flow
Maker & Type		ZL15	Steering Pump Type		Gear pump
Forward I/Reverse I		9.8/9.6	System Pressure Setting	Mpa	14
Forward II/Reverse II		24/23.6	Steering Angle (L/R)		35±1
Axle			Tires		
Main Drive Type		Spiral bevel gear, single stage	Size		16/70-20
Final Drive Reduction Type		Planetary type, single stage	Type		PR
Rear - Oscillating +/-		±12	Layer		14
Engine			Textured Type		L-3
Model		YT4B4-22			

Machine Dimensions



► Note: the above dimensions are based on the standard configuration.

Caterpillar (Qingzhou) Ltd. Address: No.12999 Nanhuan Road,Caterpillar Industrial Park, Qingzhou City,Shandong Province, Zip Code: 262500 P.R.China

© Materials and specifications are subject to change without notice. Featured machines in photos may include optional equipment. See your SEM dealer for available options.

© 2018 Caterpillar (Qingzhou) Ltd. All Rights Reserved. SEM Machinery, SEM, their respective logos, trade dress as well as corporate and product identity used herein, are trademarks of Caterpillar (Qingzhou) Ltd. and may not be used without permission.

Version: November 2018

SEM618D Wheel Loader



※ Featured machines in photos may include optional equipment

SEM618D

Product Advantage

- Durability:** Famous YTO engine, mature countershaft transmission & axle, proved made in house frame all of them providing the longer usage life
- High Efficiency:** Larger breakout fore and rimpul, fast HYD cycle time ensure high working efficiency
- O&O Cost:** Low speed engine, flow shared HYD system helps to save fuel and raise efficiency
- Comfortable:** Premium fiber seat with 4 direction and suspension adjustable, lower noise cab make operation environment more comfortable

Website <http://www.semmachinery.com>



A Caterpillar Brand

Engine

- High efficiency thermal energy control technology, provide higher reliability and efficiency
- Powerful engine with 30% torque reserve, make this machine suitable for most of applications
- Special technology control oil consumption, special design on piston and sleeves make this happen. Fuel/oil rate lower than 0.2%
- Strength engine body design for more durability and lower noise



Efficient Hydraulic System

- Full load-sensing steering hydraulic system bring lower fuel consumption and good operation feeling
- Professional pump, valve and hose deliver higher reliability
- Excellent line routing reduce abnormal leakage make hydraulic system more reliable
- Quick movement with 7.8s cycle time deliver higher productivity



Operator Station

- First class premium seat with suspension adjustable, arm rest and safety belt. Up-down, forward and reverse adjustable
- AC optional for better temperature control inside cab



Drivetrain

- Professional counter shaft transmission and axle make machine more reliable
- One stage, 3 elements torque convert higher efficiency



Cooling System

- High performance aluminum cooling package provides high reliability
- Oil cooler and radiator parallel design can balance heat load inside and suitable diversity applications
- Damping design reduce vibration failure



Solid Structure

- Validated by Cat technology FEA(Finite Element Analysis) and OMSA(On Machine Stress Analysis)
- Middle articulation frame less work space requirement, reduce tire resistance and save fuel
- Large spread hitch design in articulation section can stand more load



Serviceability

- Quick pressure test ports on HYD and brake lines make diagnose easier
- Large wing hood door make service easier, approach to air cleaner, fuel filter and oil filter
- Large spread hitch design in articulation section make operator easier to approach



Safety

- High decibel Beacon and backup alarm make person around easy to attention
- Two boosters design make brake effective

